

PrimEvo RS100E & SM100E

Productivity & reliability




RS100E



SM100E

PrimEvo RS100E & SM100E

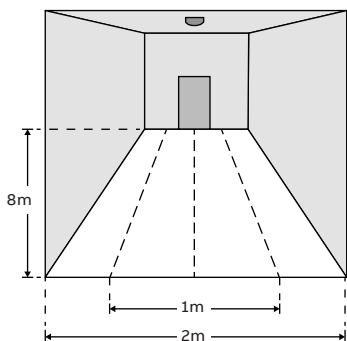
- **Global availability**
Available at your local wholesaler
- **Easy to install**
Plug and play, maintained and non-maintained in one
- **Unique 3 year warranty**
- **Affordable range**
Full LED range with best price/performance ratio



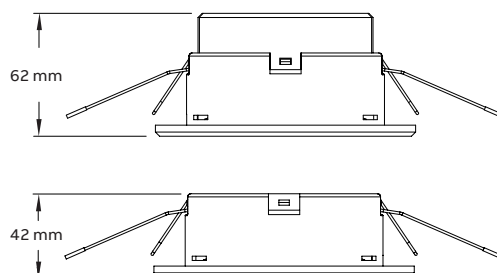
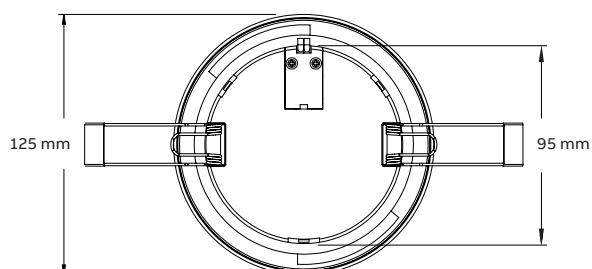
—
Luminaire

Order Code	Input voltage	Description	Lamp type	Power consumption** (VA/W)	Operation duration (hrs)	Environment temperature (°C)	Weight (kg)
7TCA091720R0091	220 - 240 Vac, 50 Hz	RS100E	2 x 1.5W LED*	10/4.8	3	0 - +25	0.425
7TCA091720R0092	220 - 240 Vac, 50 Hz	SM100E	2 x 1.5W LED*	9/4.5	3	0 - +25	0.425

* = 3W LED
** maintained mode



PrimEvo RS100E



PrimEvo SM100E

